

What Refuge Risk Data Tells Us About the Spread of Family Violence in Clients' Lives



The majority of clients are at critical risk when they come to Refuge

They experience high rates of severe and obsessive violence, such as:



Were prevented from accessing health, counseling, or addiction services

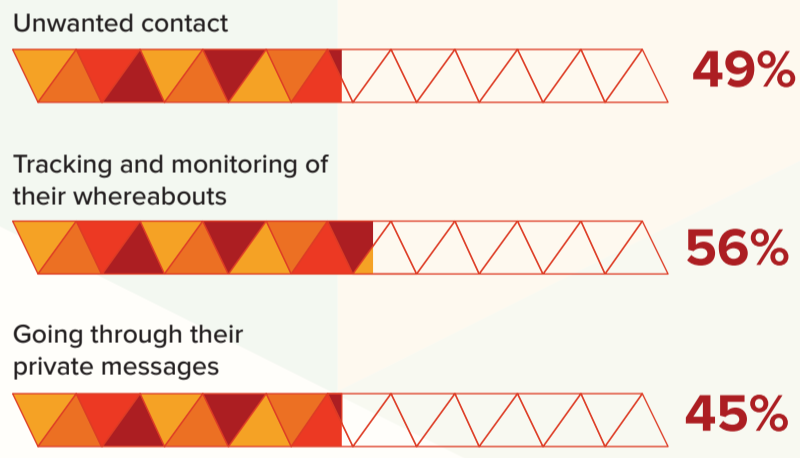


Abuse can be perpetrated anytime, even from a distance

The violence extends to women's children, and perpetrators use kids as weapons



Many victims experienced constant:



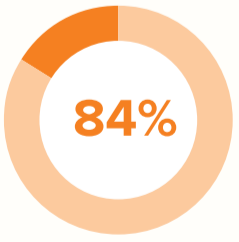
Of clients who were mothers, the abuse also involved:



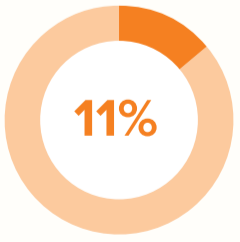
Of victims' children were made to feel afraid



The impacts of non-physical abuse tactics threaten women's wellbeing and opportunities far into the future



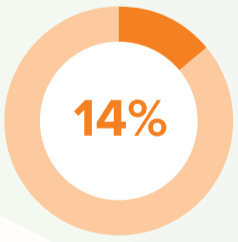
Were constantly accused of things



Were forced to use substances



Were stopped from seeing or having relationships with whānau and friends



Were forced to get pregnant or continue/end a pregnancy



Were made to take out debt they didn't want



Forced to stop using contraception